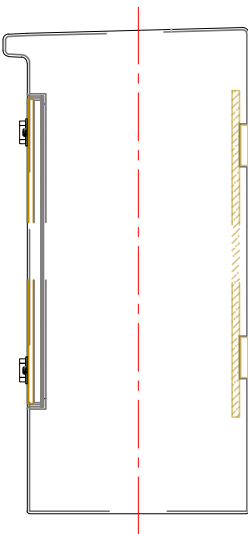
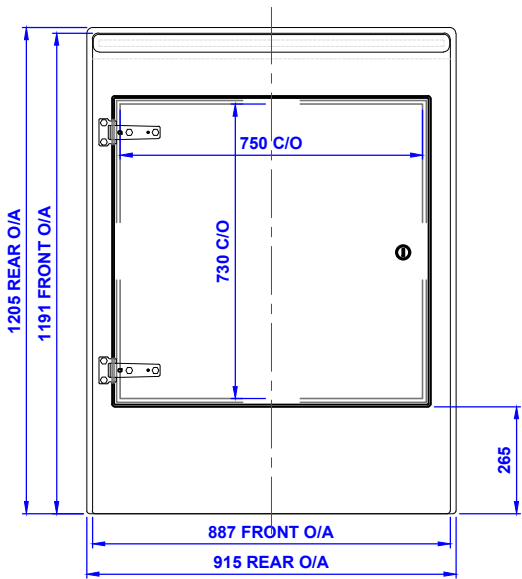
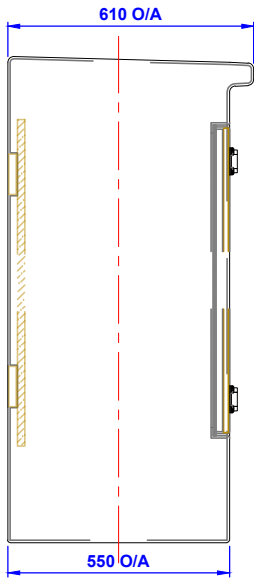
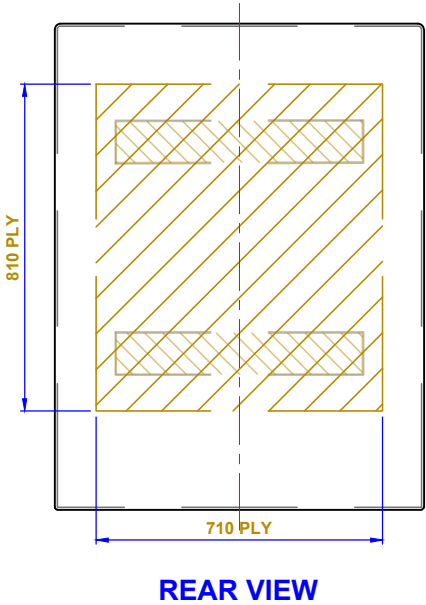
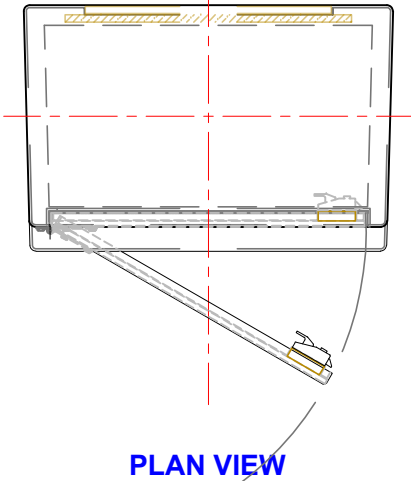
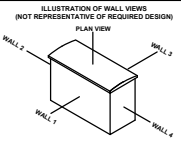


PLEASE ENSURE THE DRAWING MATCHES YOUR REQUIREMENTS OR DRAWINGS. NO RESPONSIBILITY IS ACCEPTED FOR CHECKING OTHER DRAWINGS AND SUBSEQUENT CHANGES ONCE MANUFACTURE COMMENCES WILL BE SUBJECT TO ADDITIONAL COSTS.



FINISH AND COLOUR				
	EXTERNAL	INTERNAL	ROOF	DOOR(S)
FINISH COLOUR REF. CODE	SEMI GLOSS SEE JOB CARD	MATT WHITE	SEMI GLOSS SEE JOB CARD	SEMI GLOSS SEE JOB CARD
PARTS LIST				
ITEM	DESCRIPTION	SOURCE	QTY.	COMMENTS
PANELS	ENCLOSURE CONSTRUCTION		1	
A	SINGLE DOOR C/W.... HINGES - ST-STEEL DOOR LOCK	LAM STORES STORES	1 2 1	SEE DRAWING FOR SIZE
B	TREATED PLY BOARD	LAM	1	SEE DRAWING FOR SIZE

MANUFACTURING INFORMATION	
WALLS:	GRP/STRUCTURAL MEMBERS/GRP
ROOF:	GRP
BUILD TYPE:	READY BUILT
BASE FLANGE:	50MM BASE FLANGE
TOTAL KIOSK WEIGHT (EXC. EQUIPMENT):	60 Kg
OTHER INFO:	
<div><div>STEPPED CONCRETE BASE : RECOMMENDED. Morgan Marine Ltd Cannot be held responsible for sealing on a flat plinth. (Max Deviation Allowable +/- 5mm) Any failure in the seal, resulting in subsequent site visits would be chargeable. The step will affect clear internal height, ie a 50mm step will reduce the clear internal height quoted by 50mm. Gaps between the concrete base and GRP base flange - In Excess of 10mm Will NOT be sealed by MML.</div><div><p>50 25 50 FLANGE</p><p>PERIMETER SEALED WITH SILICONE SEALANT</p><p>FIXED DOWN USING 10mm SLEEVE ANCHOR BOLT</p></div></div>	
F	20/05/25 FOR INFORMATION C.J
REV.	DATE DESCRIPTION BY
REVISION HISTORY	
REF	DRAWN DATE DRAWING NUMBER
	D DAVIES 11/12/2024 A3 TYPE S CC



THE DRAWING AND DESIGN IS THE PROPERTY OF MORGAN MARINE LTD. AND WITHOUT THE WRITTEN CONSENT OF MORGAN MARINE LTD.MAY NOT BE COPIED IN WHOLE OR IN PART OR COMMUNICATED TO A THIRD PARTY OR USED FOR ANY PURPOSE.



GENERAL TOLERANCE
OVERALL +/- 5mm

DIMENSIONS IN mm
NOT TO SCALE

AutoCAD
2012 LT.

CLIENT
MORGAN MARINE LTD

SCHEME
TYPE S